



**\*\*General Online ZOOM Meeting: December 13, 2021**

6:00 PM, Social. 6:30 PM, General Mtg.

**Zoom Step-by-Step Guide (page 10)**

## December Demonstrator: *Thomas Wells Schaller AWS NWS*

**Thomas Schaller is a multi-award-winning artist, architect, and author based in Los Angeles.** He is a winner of the Alpha Rho Chi Medal at OSU, a Graham Foundation Grant, and a two-time winner of the Hugh Ferriss Memorial Prize. He is the author of three books, *The Art of Architectural Drawing*, and *Architecture in Watercolor* - winner of an American Institute of Architecture Award of Merit. His new book, *Thomas W Schaller: Architecture of Light* is published by Penguin Random House. And his newest DVD, *Watercolor: The Power of Design* is published by Streamline. And his new interactive course is hosted by Terracotta.




Tom is in demand internationally as an instructor, juror, and speaker. His recent work has been featured in prestigious international master's exhibitions in over 25 countries around the world. He was awarded the Best in Show, AIP36, 2021, Abu Rawash Master Award in 2019 and was a finalist for the Lynx Prize for Contemporary Art. He has written for many international arts publications, and has been a demonstrator at PACE, Watercolor Live, The Roman Watercolor Society, The Graham Foundation Chicago, Harvard University, the National Watercolor Society, the California Art Club, the Pushkin Museum of Art in Moscow.

He is a Signature Member of many arts organizations including the American Watercolor Society, the National Watercolor Society, and Transparent Watercolor Society of America and elected a member of the International Masters of Watercolor Alliance in 2019. He was recently appointed to the Advisory Board of American Watercolor Weekly and Streamline Publishing, elected Artist Member of the California Art Club and the Salmagundi Art Club, NYC. He is president emeritus of the American Society of Architectural Illustrators and a founding member of the group; North American Watercolor Artists.

Tom is proud to be a Brand Ambassador for:

Daniel Smith Watercolor, Baohong Paper, NEEF Brushes, Stillman & Birn, House of Hoffman



# President's Message



## CVWS 2021 – 2022 Officers

### President:

Robin St. Louis

### Exec. VP:

Diane Archie Moore

### Programs:

Moira Johannessen

### Shows:

MaryAnne Brower,  
Tracy Hartman

### Publicity:

Marilyn Blitz

### Treasurer:

Cindy Mason

### Secretary:

Alicia Siegler

### Newsletter:

Jean Grover

### 2021-2022 Committee Chairs:

#### Website:

Lance Brechbill

#### Equipment:

John Ressler

#### Field Mice:

Sue Ober

#### Historian:

Joyce Kingman

#### Hospitality:

Elaine Trei

#### Life Drawing:

Elaine Trei, Vera Knowles

#### Membership/Directory:

Connie Collins

#### New Member Liaison: *Open*

#### Painter of the Month:

Charlie Lerner

#### Raffle:

Tracy Hartman

#### Sunshine:

Pam Waterman

#### DVD Chair: *Open*

#### Workshops:

Carolyn Romer, Alicia Siegler,  
Nancy Rizzardi

#### Special Activities: *Open*

Grants: Sunny Patton



Happy Holidays, everyone! I'm really looking forward to our special holiday meeting on December 13 with the amazing Thomas Schaller demonstrating. Thank you, Moira Johannessen, for arranging for this watercolor treat.

For this December meeting, we'd like to spice up the "Hollywood Squares" look of the Zoom meeting by encouraging members to wear a hat. It can be anything, but it should be fun to see what people wear and we will have a special prize for the best effort!

Our new show, the \$99 Sale, will be up on our website from November 19 – November 30, so please go to our website, [www.cvws.org](http://www.cvws.org), to check it out and maybe do some shopping! Thank you to all our members who entered paintings.

Maybe the new year would be a good time to try something new and jumpstart your creativity? Check out our workshops on the website! The next one will be live and in-person in Palm Desert with the well-known teacher Joan Fullerton.

Last, we are looking for a Nominating Chair to join our friendly board. This would require a very limited time commitment, probably a matter of a few hours in the spring. If you're interested in getting more involved, please email me at [robinmstlouis@gmail.com](mailto:robinmstlouis@gmail.com).

See you (and your hat) on December 13!

Robin




# November Painter of the Month Awards:

## 1<sup>st</sup> Place & Demonstrator's Choice



Cove Beach by Susie Voss

## 2<sup>nd</sup> Place



My Favorite Greek Villa by Karin Harris

## 3<sup>rd</sup> Place



After a Hard Game by Fred Hardy

## Honorable Mention



Moody Mountain by Allannah Kern

## Painter of the Month for December

Opens on 11/22 and closes 12/3/21

Voting starts on 12/5 to 12/11/21

- You must be current member to enter.
- Winners will be announced at the December general Zoom meeting on 12/13

*1st place winner can hang a painting at the Rancho Mirage Library for a month.*

*2nd place can display a painting at the Palm Desert Library for a month*

\*\* Please email Charlie Lerner, Painter of the Month Chair for the link [cmlcolor@mac.com](mailto:cmlcolor@mac.com)

# CVWS News

**THANKS TO ALL WHO SUBMITTED PAINTINGS TO THE CVWS \$99 ONLINE SALE!**

(Show dates: 11/19 to 11/30/21)



## CVWS Provides Grants to Our Community



Each year the CVWS Watercolor Society gives grant money for children’s art classes in the Coachella Valley.

The *Young at Art Program*, held every year at the Coachella Valley Historical Center in Indio, was one of the recipients this year. They offered weeklong classes in watercolor, multimedia and sculpture. The classes were held in June after school ended and the age of the students ranged from 7 to 12.

The weekend after the art classes end, the students usually hold a reception to display their work. Because of the pandemic they were unable to hold the reception but hope to resume it next year. They also hope to add classes in drawing and ceramics.





# Art Kudos

**ART**

**Putting the pieces together**  
A fresh take on jigsaw puzzles  
By NANCY RANSOHOFF

Watercolor artist Robin St. Louis was looking for a jigsaw puzzle as a gift for a friend and not having much luck, "I couldn't find anything I liked," she says. "Puzzles seemed to be stuck in a time warp. So, if you're going to take the time to put together a puzzle, you should love the image. I wanted an image that was fresh and fun, something my friend would be excited to work on and see it come together. And I wanted a painting, not a photograph."

Weeks later, during the early days of the COVID lockdown, the Palm Desert-based artist was having a Zoom happy hour with some friends when one suggested that her paintings would make great puzzles. That was the spark for South Studio Puzzles, St. Louis's new boutique jigsaw puzzle company that features her vibrant watercolors in a line of six different 500-piece and 1,000-piece puzzles.

St. Louis, who has won numerous national awards for her art, has been painting for 20 years, mostly in watercolor. "The way I got started in watercolor was in the adult program through Santa Barbara City College," she says. She's enthusiastic about supporting local artists, and donates five percent of all profits to organizations providing arts education for youth.

St. Louis lives in Santa Barbara in the summers and enjoys depicting it in her work. "The Santa Barbara Farmers' Markets have provided the inspiration for most of my paintings," she says. "They're pretty much my favorite places on Earth. You've got your bright sunshine, lots of beautiful, colorful flowers, and happy people focused on choosing just the right tomato or eggplant." One of her puzzles features the Santa Barbara Farmers' Markets in coastal, casual scenes of friends chatting with areas full of bright bouquets among produce bins brimming with vibrant fruits and vegetables. "I like my paintings to tell a story," says St. Louis. "And I hope my paintings and puzzles convey my joy in being in Santa Barbara."

Working in her sunny home studio, St. Louis takes about three to four weeks to complete a painting, which she often exhibits in national watercolor shows. She likes the idea of her paintings having another life as puzzles, with people looking at and interacting with them daily. "There's nothing like the 'Look at that... there's turquoise in that shade here'" she says. Her works find themselves well to puzzles and present a good challenge. "What I've learned is that what makes a good puzzle is a lot of patterns and variety over the entire surface of the painting. The fact that these are the only watercolor puzzles that I'm aware of adds another level of interest, I think. People say they fall in love with an artist, and when you look at the puzzles closely, you'll notice that there is so much beauty and variety in the colors as they blend and flow together."

To achieve her layers and intensity of color, St. Louis uses a unique process. "My paintings usually start with four colors in yellow, a red and two blues, separately applied and spread and dried around on wet watercolor paper," she says. "After that base dries, I paint my subject on top. I think the first layer, which you can see through the transparent watercolor applied later, provides subtle variations and interest throughout the painting, and I think it is particularly lovely in the 'whites,' which in my paintings are not white at all, but soft random mixtures of pink, yellow and blue. These read as white, but feel more like light to me, since we know from physics that light has a secret rainbow inside."

Adding to the final look of her work, St. Louis uses the area where she's applying paint and drags the pigments into the puzzle, rather than brushing it on. "I think this gives a nice 'leopard' surface quality," she says.


Each puzzle comes with a full-size poster of the image (the same size as the finished puzzle) and there's also a "Missing Piece Guarantee." Anyone who's gotten to the end of a jigsaw puzzle only to find they're one piece short will appreciate the South Studio offer. Just take a picture of the spot on the puzzle and they will send the missing piece in the mail at no charge.

All puzzle paintings are also available as giclée, archival-quality custom art prints on textured, heavy watercolor paper that look identical to the original painting.

South Studio Puzzles [info@southstudio.com](mailto:info@southstudio.com) and Instagram @southstudioart are available online and locally at specialty shops including Santa Barbara Company in downtown Santa Barbara and Imagine Artful Things in the Montecito Village Shopping Center.

34 FOOD + HOME [WWW.FOOD-HOME.COM](http://WWW.FOOD-HOME.COM)

Robin St. Louis was featured in a recent article about her paintings and puzzles in the Fall issue of Santa Barbara Food + Home magazine. To read the whole article, follow this link: [https://issuu.com/foodhome1955/docs/foodhome\\_0921\\_fpo/54](https://issuu.com/foodhome1955/docs/foodhome_0921_fpo/54)



Sunny Patton was accepted into Watercolor West this year with her painting Mustang. It was a digital show this year.

## Your Successes Inspire Us All!

**If you have good news that you'd like to share about your creative life, or if you'd like to tell us about an award you have won, please send an email and photo to [cwvsnewsletter@gmail.com](mailto:cwvsnewsletter@gmail.com)**

*Expressing your creativity is about creating: the doing, the making, and the time spent. Creating is not about preparing, planning, overthinking, worrying, or doubting. It all starts with believing that your creativity matters.*

David Limrite, Create Anyway

# Plein Air

with Sue Ober

## ***Do you want to paint outside?***

“PLEIN AIR “is a French term and means out of doors. It refers to the practice of painting entire finished pictures out of doors. Van Gogh did it - we can too! Please join us for our weekly paint out adventures.

See below for our December Field Mice Schedule.

We will take a break for the holidays and get back at it in January.

Sue Ober  
[watertonsue@gmail.com](mailto:watertonsue@gmail.com)



## **December Field Mice Schedule**

December 7 - Cahuilla Hills Park - Palm Desert  
45825 Edgehill Dr, Palm Desert  
A quiet park with great mountain views

December 14 - Whitewater Preserve  
9160 Whitewater Canyon Rd. Whitewater, Ca  
Great area to unwind and a million views to catch the eye.

December 21 - Rancho Mirage Cancer Survivor Park  
69801 Highway 111, Rancho Mirage  
Small area, a great place for beginners.

Use the talents you possess, for the woods would be a very silent place if no birds sang except the best.

- Henry van Dyke, poet (1852-1933)



# Exciting New Workshop Coming Up!

Acrylic and Mixed Media Artist

# JOAN FULLERTON

[www.joanfullerton.com](http://www.joanfullerton.com)

## “Intuitive Mixed Media”

### February 15 -18, 2022

9:00 a.m. - 4:00 p.m. PST




Join us for inspiring demonstrations, lectures, encouragement and practice. You'll learn how to coax hints of reality from an abstract background, how to integrate collage imagery, how to control values and colors for emotional emphasis, and how to suggest rather than delineate. You'll explore working intuitively, responding to what shows up, working in a series, mixing and utilizing neutrals for softer, more ethereal abstracts. There will be plenty of time for "playing" and creating along with individual attention and guidance.

Joan is especially gifted in helping students gain more freedom in the creative process and discover their own unique artistic voice. She believes that people are more open to learning and inspiration when they are having fun, so her workshops are filled with laughter and lightness. A multitude of approaches and techniques will give beginners encouragement and confidence, while more advanced students will benefit from Joan's insightful solutions to their artistic challenges.

*Please note: Places in Joan Fullerton's courses sell out very quickly so early booking is advised. A material list will be provided.*

## Live 4 day workshop All skill levels!



Sponsored by the Coachella Valley Watercolor Society

**\$ 600.00 members, \$ 650.00 non-members**

**Proof of vaccination against COVID-19 required**

**Sign up at: [www.cvws.org](http://www.cvws.org) and pay with Pay Pal/ or Credit/Debit Card**

**Materials List upon registration**

**Held at the Best Western, Palm Desert**  
**74-694 Hwy. 11, Palm Desert, CA 92260**  
**(760) 340-4441**

**For additional information Contact:**

**Alicia Siegler or Nancy Rizzardi**  
**[aliciacs@gmail.com](mailto:aliciacs@gmail.com) [nancyrizzardi@gmail.com](mailto:nancyrizzardi@gmail.com)**  
**(605) 207-0585 (805) 338-4802**





Save the Date!


## “Painting Fresh & Expressive Watercolors”



**Tom Francesconi** AWS, NWS  
[www.tomfrancesconi.com](http://www.tomfrancesconi.com)

**3 - Day ZOOM Watercolor Workshop**  
**March 15 - 17, 2022**  
**9:00 a.m. - 4:00 p.m. PST**

Sponsored  
by



coachella  
valley  
watercolor  
society

**\$250.00 members**  
**\$275.00 non-members**



Emphasis will be on creating stronger paintings through a better understanding of value relationships, color, and design. Tom will share his thoughts about these topics and how they can play a more meaningful role in our paintings. During the workshop, Tom will share specifics of how he creates loose, interpretive watercolors that entertain and delight the eye. Tom endeavors to create a workshop atmosphere that is relaxed with a focus on exploration and discovery. Subjects for this workshop will include a landscape, urban scene, and the figure. Each morning begins with a discussion about the day's topic, followed by a full demonstration where Tom always encourages lots of questions. Afternoons are reserved for student painting time during which Tom attends to each student individually. Every day will end with a class critique. Bring your smile!

**Sign up at: [www.cvws.org](http://www.cvws.org) & pay with PayPal or Credit/Debit Card**

**Limited to 24 students.**  
**Materials list upon registration.**

**For additional information Contact:**  
**Alicia Siegler**  
**[aliciacs@gmail.com](mailto:aliciacs@gmail.com)**  
**(605) 207-0585**



## Odds & Ends



*At our December Holiday Zoom meeting, members are encouraged to wear a decorative hat, or headwear of some kind. We will have a special prize for the best effort! So use your imagination and come up with a good one!*

**If you hear of someone who needs a bit of cheer or support, please contact our Sunshine Chairman, Pam Waterman: (707) 481-6012 or [ppw.watercolors@gmail.com](mailto:ppw.watercolors@gmail.com)**

---

## Are You New to CVWS?

We'd like to get to know you!

If you have joined the Coachella Valley Watercolor Society in the last two years and have not previously been featured in a "New Member Profile" article, please send an email to [cvwsnewsletter@gmail.com](mailto:cvwsnewsletter@gmail.com) and tell us about yourself and your art journey. For example, your earliest memory of creating, what you love about making art, when you decided to say out loud, "I am an artist", your favorite medium or technique, or anything else art-related you'd like us to know about you. Remember to send a photo of yourself and a painting.

---

### Editor's Note:

If you have a topic or feature that you'd like to see included in the CVWS newsletter, or on the CVWS.org website, please send an email to: [cvwsnewsletter@gmail.com](mailto:cvwsnewsletter@gmail.com)

**Many CVWS members offer excellent painting instruction and classes. Call for information:**

Ian Cooke	760 408 3313
Bob Hannah	206-409-9786
Karin Harris	808-268-0847
Moira Johannessen	760-322-2523
Pat Kodet	530-388-8241
Diane Morgan	760-902-8855
Sonja Price Ravet	425-747-6748
Kathleen Scoggin	503-515-9633
Kirsten Olsen Stone	808-469-2092
Connie Zane	775-846-9719



# Helpful Hints for Joining the CVWS Zoom Meeting

*We recommend you log in 10 minutes before the meeting to get yourself set up.*

**[ALSO Watch the YouTube Videos at the end of this page.](#)**

1. Zoom works best: a. Desktop Computer or b. iPad or Tablet or c. IOS/Android Phone.
2. Get on your device, open your CVWS email and look for “Meeting ID#...write this number down. Then click on the link in the email that says, “Join Zoom Meeting”. This will take you to Zoom. If you want to listen via regular telephone (not smartphone), use any of the teleconferencing phone numbers at the bottom of the email invitation.
3. When Zoom opens, click Join a Meeting.
4. It will ask for the Meeting ID Number and Password, which will be in your email invitation. Enter your name. This identifies you to others in the meeting.
5. Click Join. Then Click Join with Video or Join Without Video if you don’t want others to see you.
6. Click Join with Computer Audio. If you don’t have a microphone enabled on your device, you can type in your questions during the Q&A using the Chat feature at the bottom of your screen. If using an Android or IOS phone, tap the screen and the controls will appear. **YOU’RE IN!!**
7. When you enter the meeting, you will see the person that is talking on your full screen (“Speaker View”). If you would also like to see the other participants in the meeting in a grid layout, switch to “Gallery View”. The controls for these are: a. Desktop Windows or Mac: On the top right of your screen. b. iPad: On the top left. c. Android/IOS phone: Swipe left to switch from Active Speaker view to Gallery View. Keep swiping left to see more of the gallery.
8. Your microphone and video on/off are on the bottom left of a desktop. Tap the screen for smartphones and I pads and the toolbar will come up. You will see icons for the microphone and video with a bar through them if they are not on. During the meeting presentations, your mic will be off unless you’re called on to ask a question, and then the meeting manager will turn on your mic.
9. If you want to leave the meeting, click End, then Leave Meeting. **There are a number of good videos that you can watch to help you use Zoom for the first time. Here are a couple:**

Joining a Zoom Call for the 1st Time – A Fun and Easy Connection:

<https://youtu.be/9isp3qPeQ0E>

Joining a Zoom Call for the 1st Time – A Cozy Step by Step Guide: <https://youtu.be/6fiYWnfTc5o>