



Coachella Valley  
Watercolor Society  
Est. 1989

# Brush Up

**March 2018**

## In This Issue:

Demo by Tom  
Francesconi

President's  
Message

Painter of the  
Month - Feb.

Art News and  
Kudos

More Art News

Field Mice

Member Profiles

Art Tips  
-----

**Next General Meeting:**  
**at Joslyn Sr. Center, March 12th, 2018 - 7:00PM**  
**Demo by Tom Francesconi**

**Tom Francesconi's** paintings have become nationally recognized for their unique, interpretive style, flavored with a richness of color and decisive brushwork. Tom studied watercolor at the American Academy of Art in Chicago. He has earned signature membership in numerous watercolor societies, including the American Watercolor Society, National Watercolor Society, Watercolor West and the Transparent Watercolor Society of America, of which he has been honored with 'Master' status. Tom has served as president of the Transparent Watercolor Society of America. He has received many awards in regional and national exhibitions, including the 1st Place Award at the 43rd Annual Watercolor West Exhibition! In addition, his work has been featured in numerous books and magazine articles. Tom has conducted workshops throughout the United States, France, Italy and Croatia...and March, he is returning to Palm Desert!



## **ANDY WARHOL EXHIBIT - ARTS AND CULTURE TOUR - APRIL 13 @ 10 A.M.**

A special Docent Led Group Tour for CVWS of the Andy Warhol Exhibit at the Palm Springs Art Museum is planned for Friday, April 13. A no host lunch will follow at the Museum's Persimmon Bistro. The tour will begin at 10:00 a.m. with lunch to follow. Admission cost is Adults \$12 and Seniors \$10.00.



Known as the "King of Pop", over 250 prints of Andy Warhol's will be presented spanning over 40 years -- from early commercial illustration to portraits of celebrities, business people, and socialites. Also featured is Photographer Michael Childers, who had enormous access to both the artist and those in his cultural sphere. Get an incisive glimpse into an era of glitter, glitz and grit with his photographs. The Museum will be transforming its lobby with a Warhol theme, hosting printmaking residencies and more. Tour attendance is limited to only 25 people, so sign up early.

**Contact:** [Sylvia.smith1@hotmail.com](mailto:Sylvia.smith1@hotmail.com) 760-345-1910



## President's Message

*"Everything has its beauty, but not everyone sees it." Andy Warhol*

### **CVWS 2017-2018 Officers**

**President:**

Diane Archie Moore

**Exec. VP:**

Marcia Slater Hatfield

**Programs:**

Robin St. Louis

**Shows:**

K. Scoggin, Alicia Siegler

**Publicity:**

Marilyn Blitz

**Treasurer:**

Cindy Mason

**Secretary:**

Nancy Rizzardi

**Newsletter**

Connie Zane

**Website**

Lance Brechbill

### **2017-18 Committee Chairs**

**Equipment:**

John Ressler, Jim Nelson

**Field Mice:**

Sue Ober

**Historian:**

Joyce Kingman

**Hospitality:**

Donna Clack

**Life Drawing:**

Imelda Gregov, Vera Knowles

**Membership/Directory:**

Connie Collins

**New Member Liaison:** Open

**Painter of the Month:**

Moira Johannessen

**Raffle:**

Tracy Hartman

**Sunshine:**

Gloria Mucciolo

**DVD Library:**

Mike Collins

**Workshops:**

Diane Moore, Nina Harlan

**Special Activities:**

Sonja Ravet, Sylvia Smith

What a fabulous Annual Show...beautiful setting and display...amazing paintings, delicious reception...terrific sales! Our gratitude to the 30-40 workers that made this a success, especially our creative and dynamic Annual Show Co-Chairs, Kathleen Scoggin and Alicia Siegler...so proud of each of you!

Our Mini Masterpiece show is upon us ...take-in is March 1<sup>st</sup> at the Historical Society of Palm Desert, 72861 El Paseo, Palm Desert, CA 92260: Time: 10am – 11:30pm. Bring your entry forms with you to Check-in. Any questions, please Call: Kathleen Scoggin at 503-515-9633 or Alicia Siegler at 650-207-0585! Our entry forms are on our Web Site: [Http://cvws.org](http://cvws.org) for you to print out!

Next is our Workshop with Tom Francesconi from the Chicago area...there are a few spaces left for you to join us! Tom was here several years ago and was so well received we invited him back! Any questions, please call me!

One of the decisions we must make as artists, is where and how to sign our paintings. There are several ideas; the most traditional think it should be done with a brush and watercolor. In the workshop I just took with Sterling Edwards, while he usually uses brush and watercolor, he said quite often he uses pencil. Some are not signing on the face of the painting, but on the sides of cradled board or canvas. Georgia O'Keeffe didn't think she had to—she thought people would be able to tell they were hers because of what she painted and how she painted it. She many times wrote on the back of the canvas on a label or on the stretcher. I wonder what you do!

I'm sad to share with you that we lost two of our members last month. Lois (Loey) Siering was a relatively new member. She won a ribbon in the December Painter of the Month, then went into the hospital for a short time, recovered enough to go home and emailed me that she missed getting her Annual Show Entry Form in time, and requested being allowed to enter late, which we gave her. She also had volunteered to demonstrate at the Show. However that was not to be. She had the joy of painting right up to her last on this planet.

The second member was Miss T (Imschweiler), one of our Charter and Life Members. She was always a cheerful and a willing contributor to the Board in several positions: as Publicity Chair, Special Activities Chair, and Field Mice Co-Chair. She was serious about her art and entered our show, usually winning a ribbon! As Special Activities Chair, she consistently came up with creative ideas for artistic shows, such as our Lantana Exhibit for the new Lantana Restaurant at the Indian Wells Hyatt Hotel, as well as many other outings and events. Her latest paintings related to the cosmos, of which she is now a part.

We will miss both of these ladies with fond memories.

Remember, however you decide to sign your paintings, please keep your brushes busy! And share your paintings with us! You inspire us all!

Diane Moore, President

# February Painters of the Month



1st Place: Sylvia Smith



2nd Place: Ian Cooke



3rd Place: Arlene Hirsch



Hon. Mention: Sue Ober



Demo Choice: Elaine Frei

Painter of the Year will be in April where anyone who won a ribbon during the year is eligible to enter a painting. It needn't be the same painting you won the ribbon on previously.

**Don't forget Life Drawing at the Portola Community Center the First and Fourth Fridays of each month.  
Call Vera Knowles for info: 925-324-5388**

# Art News and Kudos

This year's show drew a large crowd at the opening reception at our new venue at Hope Lutheran Conference Center. The paintings were exceptional. Thanks to all the volunteers and our Show Chairs, Kathleen Scoggin and Alicia Siegler for all their hard work to make this a success.



You can view all the winning paintings on the website at: [cvws.org](http://cvws.org).

Congratulations to all our CVWS show winners

## Traditional Category

1st Place - Robin St Louis  
2nd Place - Scott Stoltman  
3rd Place - Carol Mulvihill

## Honorable Mentions

Connie Collins	Linda Hanna
Sonja Price Ravet	Bev McDonald
Jan Jones-Smith	Kathleen Scoggin
Karin Felker Harris	Jim Nelson
Diane Morgan	

## Open Category

1st Place - Sonny Patton  
2nd Place - Joyce Kingman  
3rd Place - Linda Hanna

## Honorable Mentions

Tracy Hartman	Nancy Rizzardi
Kathleen Scoggin	

## Plein Air Category

1st Place - Ron Hanner  
2nd Place - Nina Harlan  
3rd Place - Alicia Siegler

## Honorable Mentions

Connie Zane	Bev McDonald
Sue Ober	

## Special Awards



**BEST of SHOW** - Moira Johannessen



**Emerging Artist** - Robert. Dale Hites



**Publicity** - Kathleen Scoggin

**Congratulations to our CVWS members who took ribbons at the Riverside County Fair.**  
**Photos of the 1st place winners are shown below.**

Carol Mulvihill- 2nd - traditional-animals

William Cook- 2nd - Trad.-drawing

Ian Cooke - 1st - trad.-floral w/C

Sonja Price Ravet - 2nd - "

Lou Johnson - HM- "

Robert Hites - HM - "



Ian Cooke

Bob Hannah - 1st - Trad. landscape w/c

Annette Fragasso - 2nd - "

Alicia Siegler - 3rd - "

Cindy Mason - HM - "

Sonja Price Ravet - HM - "



Bob Hannah

Linda Hanna - 2nd - trad. seascape & marine

Ian Cooke - 3rd - "

Bob Hannah - HM - "

Carol Mulvihill - 3rd - trad. desert landscape

Linda Hannah - HM - "

Annette Fragasso - HM - "



Jean Denning

Jean Denning - 1st and 2nd - trad. nature forms

Sonja Price Ravet - HM - trad. people and figures

Ian Cooke - 2nd - trad. still life

Sunny Patton - 3rd - "



William Cook - 2nd and HM - trad. western

Carol Mulvihill - 3rd - non-trad. animals

Sunny Patton - 1st - non-trad. floral

Ron Hanner - 1st - non-trad desert landscape

Kathleen Scoggin - 2nd - non-trad. landscape

Alicia Siegler - 3rd - "

Sunny Patton

Connie Zane - 1st and 2nd - non trad. landscape w/c

Ron Hanner - 3rd - "



Connie Zane

Sunny Patton - 1st - non trad. seascape & marine

Ron Hanner - 2nd - "



Kathleen Scoggin

Kathleen Scoggin - 1st - non-trad. nature forms

Connie Zane - 2nd - non-trad. mixed media

Kathleen Scoggin - HM - "

Annette Fragasso - HM - "

Alicia Siegler - 1st - non-trad. theme



Ron Hanner



Alicia Siegler

The Nominating Committee has nominated Bob Hannah for 1st Vice President (Programs). In addition, nominations from the floor will be asked for at our March 12<sup>th</sup>, 2018 General Meeting.

**At the April 9, 2018 General Meeting, the Nominees will be voted on, for the 2-year position.**

All other Elected Board will remain in place:

President	Diane Moore
2 <sup>nd</sup> Vice President (Shows)	Kathleen Scoggin and Alicia Siegler
3 <sup>rd</sup> Vice President (Publicity)	Marilyn Blitz
Treasurer	Cindy Mason
Recording Secretary	Nancy Rizzardi
Corresponding Secretary ((Newsletter)	Connie Zane

Connie Collins and Diane Moore  
Nominating Committee Co-Chairs

**Old Town Artisan Studios** in Old Town La Quinta

Is offering "The Joy of Watercolor" classes beginning Feb. 21st. Wednesdays 1-4 pm. Two sessions, 4 weeks each. New and experienced artists welcome. For information: call 760-777-1444 or register at: [oldtownartisanstudios.org](http://oldtownartisanstudios.org)

Mini Masters show take in is March 1st

**NOTE:** Entries can be no larger the 18" on any side, But, bin paintings may be 16 x 20".  
**This is a change from last year's rules.**

*Two of our CVWS members recently passed away: Miss "T" Imschweiler and Loey Sierling..*

*Miss "T" was a charter member of CVWS and part of the original group of members when CVWS was formed. We have received a donation to CVWS totaling \$150 from two of Miss "T's" long time friends: Sally Krueger and Marianne Ham. We thank them*

*Loey Sierling was a recent CVWS member who had an illustrious art career in San Francisco. She was a ribbon winner in CVWS for the past 2 years as Painter of the Month and in the Mini Masters Show in 2017.*

*Both members will be fondly remembered and missed.*



Miss "T" Imschweiler



Loey Sierling

**Joyce Kingman and Linda Hanna** will have a showing of paintings at Desert Art Center called Side By Side in Palm Springs, March 1st- 2nd. Reception March 1st - 6pm.

**SIDE BY SIDE**



**FYI:** If you have ART books or DVD's that you no longer need, please consider donating them to our library. The books can be sold at meetings to contribute to our operating expense and the DVD's are available for members to check out through our DVD library. (Even over the summer.)

# Field Mice

## March 2018 Field Mice Schedule

March 6 Whitewater Preserve  
9160 Whitewater Canyon Road  
Whitewater, CA 92282  
Bring a Lunch



March 13 Palm Desert Civic Center  
Fred Waring Drive and San Pablo  
Palm Desert, CA  
Meet at Ampitheatre for lunch  
Bring your lunch



March 20 Coachella Valley Preserve  
29200 Thousand Palms Canyon Road  
Thousand Palms, CA  
Bring a Lunch



March 27 La Quinta Resort and Spa  
49499 Eisenhower Drive  
La Quinta, CA  
Bring a Lunch

**Joseph Stoddard's** February demo featured a great painting of Pasadena's City Hall, with his running commentary, that included many "Great Questions!" from the audience. In case you didn't take notes, here are some of his tips:

1. It's essential to keep a sketchbook. (He is working on his 96th!)
2. Favorite sketching pens are: Sanford Uniball Micro Pen, Pentel Sign pen (water soluble), and Pilot V-Razor point, extra fine.
3. Favorite brushes: Rosemary and Windsor-Newton Scepter brushes
4. Holbein paints
5. Draw your subject... those lines help ease that fear of blank white paper.



### CVWS Instructors

Ron Hanner	760-636-5766
Karin Harris	808-268-0847
Moira Johannessen	760-322-2523
Pat Kodet	530-388-8241
Diane Morgan	760-902-8855
Sonja Price Ravet	425-747-6748
Kathleen Scoggin	503-515-9633
Connie Zane	775-846-9719

## Member Profiles

I think I fit in the category of “occasional painters.” I have done most of my painting over the past few years during watercolor painting classes. I started painting as a hobby while living in Tucson, Arizona around 1994 when I became interested in southwestern motifs like adobe buildings, saguaro cactus, and Indian ruins, and taking classes with local artists. Although I have been working on being more “loose”, I can't resist trying to capture the details of a scene.

I really enjoy finding scenes during vacation trips that would make beautiful paintings. However, I'm much better at finding scenes than transforming them into watercolor paintings. This painting is from a photograph taken in Tuscany several years ago. Even being an occasional painter gives me a real appreciation for well-executed watercolor paintings. **Fred Hardy**




I started watercolor painting about four years ago. I was fortunate to have a couple of really good teachers which made me want to paint more. I love painting because when it goes well, it is very rewarding. I like to watch other painters and I learn a lot from them. I am still developing my own style, being very tight and then trying to loosen up more.

**Rita Cooper.**



I am **Belinda Bartlett** and I first painted in watercolor several years ago and thought this was way too difficult and pursued other artistic mediums.

I am **Brian Bartlett**, I spent several years creating slumped and fused glass pieces. When we retired we both started painting with watercolors. We enjoy attending classes and workshops to learn from other artists. We spend the winters in Indio which allows us to escape the cold and snow in Alberta. We are looking forward to being part of CVWS.



In college I minored in art. As an adult I began my own small design firm. When my husband retired he took a watercolor class and encouraged me to join him. BAM!—love at first paint brush, full of paint. I'm really a colorist, not a representational painter. My style is loose, sometimes too loose and wet. My colors guide me not the other way around. The photo depicts some of my art at the Art Gallery in Lake Forest, IL. where I'm a member of Artists on the Bluff. It was nice to find this group. I do not have as many art activities where I live as here. How fortunate we are. **Sandy Kalas**



I am **Karin Harris**, and I am pleased to be a new CVWS member. It is wonderful to be back in this Valley after a 16-year hiatus, to share artistic curiosity with this great group -- and to paint the bold light and landscape here! I have returned from living in Maui, Hawaii where I painted tropical scenes with bright and luscious color -- and I'm now curious to discover what the desert holds. I loved sharing that same curiosity during my 15 years teaching in Portland, Oregon at Marylhurst College and Multnomah Art Center, participating in a number of galleries there -- and eventually owning my own gallery in Portland's Pearl District. Capturing the 'dance of light' has always intrigued me... what better place than here in the Desert to find it!!



**Editor's Note:** These member profiles are a way for members (both old and new) to get to know one another. If you'd like to share your story, a painting and your photo, please send them to: [cpinenuts@gmail.com](mailto:cpinenuts@gmail.com)



## Tips & Techniques

### PAINTING LOOSER

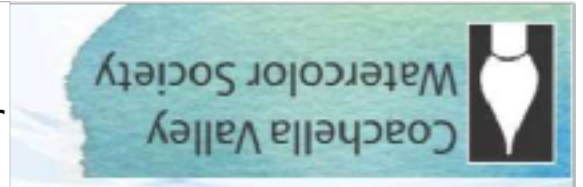
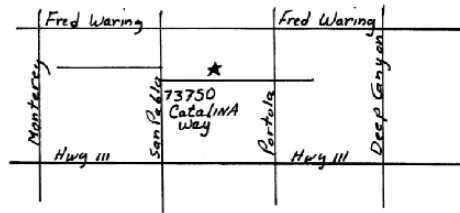
Kathleen Scoggin

Watercolor is hard enough, so let's talk about the things you can control. Below are things you can do easily if you are determined.

1. Paint half sheets or larger.
2. Use photographs as inspiration only, best not to copy exactly. Your sketchbook is your best source.
3. Draw simple sketches with sharpie on paper near the size of your watercolor paper. No details! Use no more than 5-7 simple shapes to portray the subject matter. I use butcher paper or starving artist newsprint. This warms you up and you determine the composition before painting. If the composition is not right, this is the time to make changes. If you are saving whites, now is the time to determine which shapes aren't going to be painted. You can put another piece of butcher paper over the first drawing to simplify, change shapes or decrease the number of shapes for a better sketch.
4. Draw the shapes on your watercolor paper. I use a water-soluble pencil. Use black or colored as you wish. Yes, some of the drawing will go away as you paint. Keep it simple.
5. Choose 3-4 adjacent colors on the color wheel to start your painting. Be sure your paint is soft in your palette. Keep color choices simple to avoid having to stop and think about what color to use next. This will help your painting have harmony and unity. Don't worry if it's not the actual color of the subject matter. Come back later to adjust the value by glazing or adding a complimentary color.
6. Wet the back of your paper with a sponge or paintbrush. Wet the front with a spray bottle.
7. Use no smaller than a 1 ½ inch flat wash brush to start your painting and use it long into the process or until the paper is dry. Most work with rounds and riggers is done after the initial wash is dry.
8. Now it is time to paint! Start with lightest color first. Cover at least 3 large areas of the paper. Don't worry about painting inside the shapes. Just lay in color. As you come in with your second color be sure that most of the paper is painted (except whites, if you have them). Be sure to overlap colors. They will blend well as you are using a color family. Apply at least three colors. Do not forget the edges and corners of the paper! The paints and water in the paper should be doing beautiful things. Let it happen. Do not over work!
9. At this point you can begin to paint shapes (positive) or around the shapes (negative). Get in there with lots of paint and you can begin to develop darker values. The paper will still be somewhat wet so you will be getting soft edges. Get as much of the painting done while paper is still damp.
10. When paper begins to dry, is the time to slow down the painting and do careful analysis of your painting. Put a working mat on it and step back a distance and take a good look at it. After determining what it really needs, you can add some hard edges and paint a few finishing details. Now is the time to choose a smaller brush. Do not over work.



Joslyn Center is located at 73750 Catalina Way, Palm Desert, CA 92260. It is about half way between San Pablo Ave. and Portola Ave, South of Fred Waring Dr. and North of Highway 111. You can access it from either Portola or San Pablo.



**General Meeting - Joslyn Center, 6:30 PM**

Joslyn Center is located at 73750 Catalina Way, Palm Desert, CA 92260. It is about half way between San Pablo Ave. and Portola Ave, South of Fred Waring Dr. and North of Highway 111. You can access it from either Portola or San Pablo.

